


Leslie[®]

SPEAKERS

Innovative Sound Systems ...



Our Mission



Leslie Speakers have always been known for their unique sound, exceptional quality and long product life. That is why Leslies are the speaker of choice for churches, homes, studios and touring professionals. Our team at Hammond Suzuki USA work hard each day to build quality into every Leslie we produce, one speaker at a time. Every Leslie speaker we build utilizes the finest materials available - no matter what the cost! We are constantly making improvements in our production process to further refine the quality of our products.

Engineering performs extensive pre-production tests on every new product design. Our motors have to pass a rigorous life test of 4,000 hours, which is equivalent to 15 years in actual use, before being released for production. Our speakers are required to pass an 8-hour torture test at sound levels far above the amplifier's maximum power rating.


Superior Quality-Every completed tube amplifier is electrically "burned in" for 24 hours before being installed into a Leslie cabinet by skilled production workers. After the Leslie is completely assembled and electrically tested, each speaker is subjected to an additional 24-hours Life Test before Quality Control Inspection. During this process, the Leslie speeds are changed from slow to fast and back every 15 minutes. Upon the satisfactory completion of the Life Test and Quality Control Inspection, each Leslie speaker is tested with an organ or guitar by a technician who is also a skilled musician. We expect every Leslie to maintain the sound and reliability that Leslie speakers are legendary for. That is our commitment to you, our valued customer.

Learning is important to us. Our artists range from Jazz legends to heavy metal heroes, and from classical stages to church pulpits. Their feedbacks have allowed us to fine tune our direction in keeping the traditional Leslie sound while incorporating modern design elements.

Innovation is a guiding force for the Leslie development team. Our new G37 and G27 Guitar Leslies feature a constantly variable speed via a foot pedal (gas pedal), and for the first time, the rotors always stop in the same forward position. These are features that have been repeatedly asked for by musicians. For years, "after market" shops have "Hot Rodded" Leslies at great cost. Our models 3300 and 2101 mk2 now feature controls that allow complete personalization of the Leslie response and sound.


Each Leslie speaker is based upon the original concepts created by Don Leslie in 1941. It is common to say, "They don't make them like they used to," but rest assured we do!

It is our promise that we will continue to produce the same high-quality Leslie speakers that you have come to know, love, and depend on.



Leslie Speakers are Handcrafted

in America!



The Inside Story

The sound of a Leslie Speaker has become an instantly identifiable element in all styles of music. With very few exceptions, a Hammond Organ sounds incomplete without one; when a guitar player wishes to make a vivid difference, he plugs into one; and when a music producer searches for a way to stretch an envelope, the first tool he reaches for is a Leslie Speaker. Can you imagine a Gospel Service without the stirring call of a Hammond played through a Leslie? No matter what genre of rock is in fashion, the grinding roar of an overdriven Leslie at slow speed is an intrinsic building block. And for blues and jazz music, the sonic equivalent of a spotlight is having the B-3 player glissando up to the highest "C" while jamming the Leslie switch up to "fast".

Our portable Leslies have proven to be almost as popular as our classic 122A and 147A Leslies, and now our most portable model has acquired an important family trait. The new 2101mk2 features a tube preamp that draws its sound ever closer to its big brother. Our 3300 "Road" Leslie has quickly become the top choice of touring professionals everywhere (as soon as it got out that the 3300 is basically the same beast as our fire-breathing 971, but in an easy-to-move roadworthy cabinet).

The sound of a guitar played through a Leslie speaker has been a mainstay since the sixties, but there has never been a true Leslie dedicated to guitar. Our new models G37 and G27 have finally bridged the gap. Especially equipped and voiced for electric and electro-acoustic guitars, the new models allow guitarists to express themselves in new ways. With 1/4" inputs, footswitch speed control (including the innovative "gas pedal"), and a small and lighter size, the guitar Leslie experience has never been easier. It is truly the ultimate accessory for guitar.

The familiar image of a Leslie is horns spinning around, but the story doesn't stop there. Leslie also manufactures some of the highest quality stationary-speaker amplifiers. Our 2121 is not only the other half of the famous "21" system, but also doubles as an unsurpassed high-powered keyboard amp. Our 300 watt model 525 is the perfect compliment to our classic Leslies for multi-channel organs, or outdoor sound gear. The 300-watt 3301 is the answer for professional keyboard players using a "rack" of synths with a mixer-a one-piece high powered monitor that matches the Leslie 3300.

There are countless speaker systems in the world, but only one Leslie. Since the 1940's and even to today, the unique sound of the Leslie has been targeted by imitators, but never duplicated. Not even close. Almost every instrument, even vocals are enhanced by a Leslie. Guitarists have known it for a while; and for an organist, there is really no other choice. Quality, reliability, individuality, and over sixty years of performance says that the music of your church, your band, your studio and your home needs the legendary "sound-in-motion" of a genuine Leslie Speaker.


An Inside Look



Custom-Designed Driver
100-Watt RMS rating



Custom-Molded ABS Horn
Long-Life Ball Bearing Assembly
with Shock Mount



Exclusive Louver
Design



Whisper-Quiet, A.C. Motor
with Low-Noise Ball Bearings


Hand-Crafted All-Tube Amplifier
Used on Model 122A, 122XB
and 147A Leslies



High-Power Solid-State Amplifier
Used on Model 971, 525, and 3301 Leslies



Custom-Designed
Massive 15" Woofer



Top Assembly

Long-Life Ball Bearing
Used on Top and Bottom
Assemblies

Space-Age Custom-
Molded Foam Drum

Bottom Assembly

Model 122A, 122XB, and 147A



Cabinets available in custom finishes at an additional cost (see above)

This cabinet is used for all single-channel Leslies. Shown in standard red walnut finish.



Specifications:

Single-Channel Input

Two-speed horn and bass rotor

Amplifier: Handcrafted 40-Watt RMS vacuum tube amplifier

Speakers: Massive 15" woofer, High power horn driver

Inputs: Model 122A/147A - 11-pin Leslie connector
Model 122XB - 11-pin Leslie connector, 1/4" line input jack and foot switch jack

Controls: Master volume (122A, 147A, 122XB), Power On/Off switch (122XB only)



Shown in standard oak finish

Single-Channel Tube Leslie

The Leslie tone cabinet models 122A, 122XB, and 147A are designed for single-channel organs whose pedal range extends down into the lower frequencies. The sound is “separated” with the highs reproduced by a horn rotor and the lows reproduced by a bass rotor. Both the horn and bass rotors can be operated at two speeds: Fast (Tremolo) or Slow (Chorale). These models also feature a traditional tube amplifier for the “warm tube” sound.



The model 122A is specifically designed for older Hammond Organs requiring a separate tone cabinet for sound reproduction, such as the A, B, C and RT models.

The model 147A is recommended for single-channel organs with self-contained speaker systems, such as Hammond Organ model A-100 and spinet models such as M, M-2, M-3, M-100 and L-100.

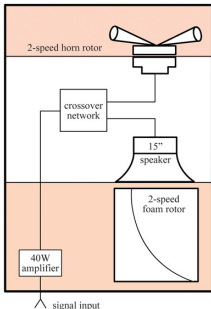


The model 122XB is electrically identical to the model 122A, except that its 11-pin connector is designed to interface directly with current Hammond Organs such as the B3mk2, C3mk2, Portable B3mk2 organs and the XK-1 and XK-3c Drawbar keyboards. An interface panel (shown below) is included in this enhanced Leslie providing a 1/4" line input jack, 1/4" foot switch jack, and a AC power switch. These added features allow the 122XB to be connected to virtually any keyboard product on the market today that has a line output jack.

Model FS-10TL
Foot Switch (optional)
Enables the selection of speeds on the 122XB Leslie. Supplied with a 16' cord with a 1/4" plug.



Diagram of models 122A, 122XB, 147A



Leslie 122XB Interface Panel
Available as an accessory for older 122XB Leslies.

Model 971



Shown in standard red walnut finish



Shown in standard oak finish

Specifications:

Single-Channel Input

Two-speed horn and bass rotor

Amplifier: 300-Watt RMS Total: 220-Watt RMS bass amplifier
80-Watt RMS treble amplifier

Speakers: Massive 15" woofer, High power horn driver

Inputs: 11-Pin Leslie connector, 1/4" line input jack, and foot switch jack

Output: 1/4" line out jack suitable to drive a powered sub-woofer

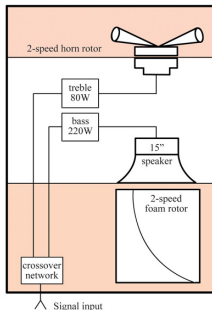
Controls: Master volume, horn and bass level, power on/off switch

Single-Channel Solid-State Leslie

Model 971 is designed for the musician who demands full-spectrum sound. Its new thunderous 300-watt solid-state amplifier has more than enough power to be clearly heard at your next rock concert or church service. This single-channel Leslie contains two separate amplifiers that control the high and low frequencies. The highs are reproduced by a horn rotor utilizing our high power driver, and the lows are reproduced by a bass rotor with a massive 15" woofer. Both the horn and bass rotors can be operated in three different positions: Fast (Tremolo), Slow (Chorale) or Off. The bass channel contains a 220-watt RMS amplifier, and the treble channel has a 80-watt RMS amplifier. Master volume, and horn and bass level controls are provided on the rear panel. An 11-pin Leslie connector, 1/4" line input and output jacks, and AC power switch are provided. These features allow you to connect this Leslie to most electronic organs and keyboard products on the market today. You can even connect a powered sub-woofer to the line output jack on this Leslie.

The Leslie 971 is designed to interface directly with the B3mk2, C3mk2, Portable B3mk2 organs, and our XK-1 and XK-3c Drawbar Keyboards. It can also be used to enhance the drawbar tones of the Hammond 935, 920 Classic organs and A-405 organ as well as the Laurens Hammond Series of Home organs.

Diagram of model 971



Model FS-10TL

Foot Switch (optional)
Enables the selection of speeds on the 971 Leslie. Supplied with a 16' cord with a 1/4" plug.



Model 3301 and 525



Model 525-W

Shown in standard red walnut finish.
Also available in standard oak finish.



Model 3301



Specifications:

Single-Channel Input

Amplifier: 300-Watt RMS Total: 220-Watt RMS bass amplifier
80-Watt RMS treble amplifier

Speakers: 550-Watt, 15" woofer, 2 -5 1/4" mid-range, and 2 -1" tweeters

Inputs: 11-pin Leslie connector and 1/4" line input jack

Output: 1/4" line output jack suitable to drive an external powered sub-woofer

Controls: Master volume, bass and treble level, and power on/off switch

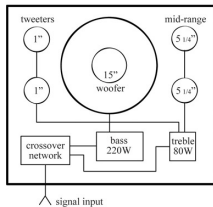
Cabinet: Model 525-W has walnut veneers and model 525-O has oak veneers
over fine grain MDF sealed with a four-coat lacquer process. Model
3301 has a rugged-built cabinet with a high-impact black finish.

Single-Channel Stationary Leslie

Model 3301 and 525 stationary speaker systems have been designed to amplify and enhance the sound of most keyboard products on the market today. It can also be used to add an additional channel to any Leslie speaker to facilitate multi-channel organs. These Leslies feature a 300-Watt RMS solid-state amplifier. It is the loudest, best sounding stationary speaker that Leslie has ever built! Its five-speaker system produces extremely clean highs and solid deep bass that you can actually feel! To make it easy to connect to most keyboard or electronic organs, we have provided an 11-pin Leslie connector and a ¼" line input jack on the rear panel. Master volume and bass and treble controls are provided so that you can adjust the sound to match your room acoustics.

The Leslie 525 cabinet was designed to be placed on top of any traditional Leslie speaker such as our 122XB or 971. It is also suitable for any remote position. You choose the location that gives you the best sound reproduction. Our Leslie 3301 was designed to be placed either on top of the matching 3300 Leslie or directly on the floor. Our Leslie 525 cabinet is constructed of hardwood veneers and finished in a four-coat lacquer finish. The Leslie 3300's rugged cabinet is finished in a high-impact durable black finish and is especially designed for the touring musician. If you desire true stereo separation in your musical performance, use two Leslie 525s or 3301s.

Diagram of model 525 & 3301



Leslie 3301 and 525-W stacked on top of matching Leslie 3300 and Leslie 971 respectively



Hammond XK-3c



Keyboard application



Leslie 3301

Hammond 935



Multi-channel Organ application

Leslie 525



Leslie 971



*Designed for the Professional
Touring Musician*

Specifications:

Single-Channel Input

Two-speed horn and bass rotor: Slow and fast speeds, rise and fall times, and brake time can be adjusted.

Amplifier: Vacuum tube preamp with ear-shattering 300-Watt RMS solid-state amplifier: 220-Watt RMS bass amplifier and 80-Watt RMS treble amplifier

Speakers: Massive 15" woofer, High power horn driver

Inputs: 11-pin and 8-pin Leslie connector, ¼" line input jack, and ¼" foot switch jack

Output: ¼" line output jack suitable to drive a powered sub-woofer

Controls: Master volume, bass, mid-range, treble, horn level, and sub-woofer level.

Cabinet: Rugged-built cabinet with a high-impact black finish, and locking casters.

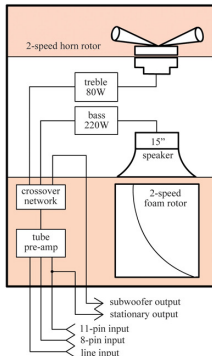


Single-Channel Portable Leslie

Model 3300 portable Leslie has been designed with the professional touring musician in mind. This single-channel Leslie features a two-speed horn rotor utilizing our high power driver and a bass rotor with a massive 15" woofer. The Leslie 3300 is powered with an ear-shattering 300-Watt RMS solid-state amplifier with a vacuum tube preamp. This is the loudest, best sounding portable Leslie ever! Master volume, bass, mid-range, treble, horn level, and sub-woofer level controls are provided. Slow and fast speeds, rise and fall times, and even brake time can be adjusted. A 11-pin and 8-pin Leslie socket as well as a 1/4" line input jack are provided. The Leslie 3300 can be connected to most electronic organs and keyboards today. A 1/4" line output jack suitable to drive an external sub-woofer is also provided.

The Leslie 3300 is housed in a rugged-built cabinet with a high-impact black finish. This will assure that your new Leslie will continue to look like new even after the most brutal road trips. The heavy-duty locking casters will make it a snap to transport the Leslie 3300 to your next performance. The Leslie 3300 has been designed to interface directly with our Portable B3mk2 organ, Traditional and Pro XK Systems, and Hammond's popular XK-1 and XK-3c keyboards.

Diagram of model 3300



Leslie 3300 Rear Panel



Model 2101 and 2121

Our Newly Enhanced Leslie 2101 Rotary Speaker

Our new Leslie 2101 mk2, just like its predecessor, is a complete stand-alone Leslie unit. This versatile multiple channel Leslie can be connected to any keyboard or organ requiring an amplifier with a single channel or multi-channel inputs.

A newly design vacuum tube preamp and overdrive section, and advanced Digital Leslie simulator enhances the overall sound quality of this outstanding Leslie product. This unit contains two stationary channels, namely, left and right, and a rotary channel. Each of the stationary channels is powered by a new 75W RMS amplifier and the rotary channel is powered by a 50 W RMS amplifier. This gives this Leslie a total output of 200 W RMS. An 11-pin Leslie socket as well as 1/4" Line inputs are provided for the Rotary channel and for the left and right stationary channels.

The musician can adjust the slow and fast speed, the rise and fall time, as well as the brake time; plus, the settings can be saved. A MIDI terminal enables control of many of the Leslie functions from your organ or keyboard. Best of all, it maintains the traditional Leslie sound.

Specifications:

Three-Channel Input: Rotary, Stationary-L, Stationary-R

Amplifier: Rotary Channel 50 W RMS, Stationary Channel 75 W RMS x 2

Speakers: Horn Driver x 1, 6" Woofer x 2, 2" Tweeter x 2

Inputs: 11-Pin Leslie connector & 8 Pin DIN, 1/4" Line In Phone Jack for Rotary, Stationary-L, Stationary-R

Outputs: Line Out (Stereo Phone Jack), Stationary-L/R, Lower Rotary-L/R, Ext. Speaker Connection for Lower L/R

Controls: Volume: (STA-L, STA-R, ROTARY), Tube Overdrive w/Tube ON/OFF, Tube Mode, 8-Position Function Switch, Value UP/DOWN, Rotor Upper/Lower: Slow speed, Fast Speed, Rise Time, Fall Time, Break Time, Horn Level, Lower Level, Bass Level, Preset 1-2, Memory, Channel Mode: STA Mono/Stereo

Cabinet: High impact, black leather-like finish, 20" (W) x 20 1/2" (D) x 13" (H), Weight: 50 lbs



Leslie 2101 stacked on top of Leslie 2121

Leslie 2101 Rotary Unit



Leslie 2101 Rear Panel



Multi-Channel Leslies

Leslie 2121 Stationary Unit

The Leslie 2121 is a high-powered stationary unit, specially designed to complement the Leslie 2101. When performing before a large audience, or simply, when you desire a lot more depth in your sound, the Leslie 2121 is a perfect choice. This Leslie features a two-channel amplifier. The bass channel contains a 50W RMS amplifier and a high-efficiency horn tweeter. This unit is engineered to provide a tremendous sound output without distortion, reproducing very high and very low frequencies with amazing fidelity. The Leslie 2121 also has separate volume, bass, and treble controls.

To facilitate easy connection to your musical instrument, ¼" input jacks are provided. Input #1 is specially designed to work with an external microphone. An XLR type input jack is provided. The Leslie 2121 is designed for travel. The cabinet has a high-impact, black leather-like finish with corner protectors. Rugged casters have also been provided to assist you in your transport of your Leslie 2121.



Diagram of model 2101 mk2

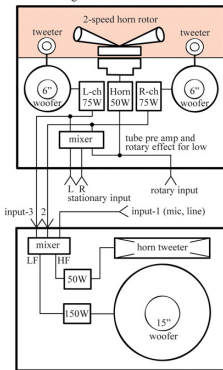


Diagram of model 2121

Specifications:

Power Output: Bass 150 W RMS, Horn 50 W RMS

Speakers: 15" Woofer, Horn Tweeter

Terminals: Input 1 (MIC/LINE) XLR Type w/Phantom plus Phone Jack, Insert (SEND, RETURN), Line Input 2 & 3
Phone Jack, Line out, Phone Jack, Remote Power Input

Controls: Volume 1, 2, 3, Master Volume, Tone Control (BASS, TREBLE)

Cabinet: High Impact, black leather-like finish, 20" (W) x 20 ½" (D) x 30" (H), Weight: 86 lbs

2121 Rear Panel



Model G27 and G37



Take Your Guitar For A Spin!

The models G37 and G27 are the first genuine Leslies that are voiced specifically for electric and acoustic/electric guitar. To start, the G37/27 is about ¼ the size and weight of a traditional Leslie. But inside, there is the traditional patented molded ABS Leslie horn with a specially selected driver, and a 12" full-range guitar speaker firing down into the patented custom molded foam drum. The crossover points are set to compliment the sonic range of guitars.

There are new D.C. motors driving the rotary elements that are the quietest ever used in a Leslie speaker. You switch the Leslie's speeds between slow, fast, and stop with a guitar-amp style footswitch (FS-10TL). In a Leslie first, when the rotary elements are called to "stop", the horn and drum line up to send all sound out the front grills.

This allows the G37/27 to be used as a traditional guitar amp without the rotary effects, if desired.

The other new exciting feature is the V-20RT variable speed control pedal (or "gas pedal" as we have come to call it). This optional pedal allows infinite hand free control of the Leslies Speed. As you depress the pedal, the faster the rotation speed.

Specifications for Leslie G37 and G27

Featuring Exclusive Pedal Speed Control Circuitry (Patent Pending)

Single-Channel Input: Features low and high gain input jacks

Two-Speed Horn & Bass Rotor: Slow/fast speeds can be individually adjusted. Horn and bass rotor will automatically stop in the forward position when the stop mode is selected. This maximizes the sound towards the audience

Amplifier (Leslie G37 only): Vacuum tube preamp with a 100-Watt RMS solid-state power amplifier.

Speaker Input (Leslie G27 only): Leslie's speaker system is capable of handling an external amplifier up to 100 Watt RMS

Speakers: 12" vintage V30 speaker made with all original materials and a high-frequency horn driver.

Control Inputs: Channel Select foot switch, speed select foot switch (slow, fast, stop), variable speed Control pedal (V-20RT)

Controls (Leslie G37 only): Clean volume, Ch select Overdrive: Gain, Volume, Contour Equalizer: Treble, Mid, Bass

Controls Leslie G7 & G37: Slow rotor speed: fast rotor speed, Power switch

Cabinet: Rugged-built, black painted cabinet is constructed of ¾" MDF, with protective corners and two folding handles.

Weight: Leslie G37: 100 lbs, Leslie G27: 92 lbs

Included Accessories: FS-10TL Dual foot switches, (16' cord included), enables the control of the speed of the rotors (slow, fast, stop).

Optional Accessories: V-20RT Speed control pedal, FS-1TL single foot switch used to remotely control Channel Select

Guitar Leslies

The G37's onboard system has a tube preamp with 3 band EQ, and a powerful 100 watt solid-state power amp. You can switch between clean and overdrive channels with our optional FS-1TL footswitch. If you wish to use your own amplifier (maximum of 100 W RMS), then the G27 is for you. It has all the same features of the G37 Leslie without the on-board amp.

The G37/27's uses extend beyond guitar. Electronic violin and melodian, harmonic, amplified saxophones, and vocals sound great with this system. From British psychedelia to Texas Blues, from NY punk to LA cool jazz, the guitar Leslie G37/27 is the ULTIMATE addition to your sonic arsenal.

Included Accessories

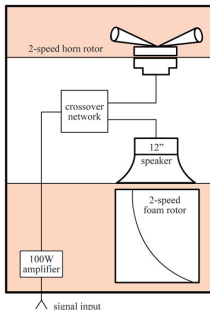
FS-10TL



Rear view of Leslie G27



Diagram of models G37



Optional Accessories

Speed Control Pedal

V-20RT



FS-1TL

Rear Panel of G37










Optional Accessories

1122 kit 	1147 kit 	1174 kit 	1188 kit 	1197 kit 
6122 kit 	6147 kit 	9770 kit 	611 kit 	XM-11 Adapter 
XM-22 Adapter 	XM-47 Adapter 	6 pin Power Relay 	9 pin Power Relay 	11 pin "Y" Adapter 
11 pin Stereo "Y" Adapter 	6,9 or 11 Cond. Cable Assy 30', 50', 100' 	5 to 6 pin Leslie Adapter 30', 50', 100' 	Tremolo/Chorale Switch 	Main/Echo Switch 
FS-9H Foot Switch 	FS-10TL Foot Switch 	FS-1TL Foot Switch 	XLD-811 Adapter 	V-20RT Speed Control Pedal 

Please consult with our product accessory guide on our website (hammondorganco.com) to determine which accessory(s) has been designed to work with your Leslie product. Also visit our website or your local Hammond/Leslie dealer to learn about our complete line of genuine Hammond Organ and Leslie Speaker accessories.

Specifications

Models	122A	122XB	147A	971	525	3301	3300	2101mk2	2121	G37	G27
											
Dimensions (W)		29 1/4"			28 7/8"	18 3/4"	25"	20 1/2"	20 1/2"	20"	20"
Dimensions (D)		20 5/8"			20 3/8"	20 3/8"	20 1/2"	20"	20"	20 1/4"	20 1/4"
Dimensions (H)		41 5/8"			18 3/8"	28 3/8"	35 1/4"	13"	30"	26 1/2"	26 1/2"
Weight		149 lbs			99 lbs	100 lbs	125 lbs	51 lbs	86 lbs	100 lbs	92 lbs
Leslie Connector	6 pin	11 pin	6 pin	11 pin							
DIN Connector							8 pin				
Line Input (1/4" Phone Jack)		✓		✓	✓	✓	✓	✓	✓		
Guitar Input (1/4" Phone Jack)										✓	
Speed Select Switch (1/4" Phone Jack)		✓		✓			✓	✓		✓	✓
Var. Speed Pedal Input (1/4" Phone Jack)										✓	✓
MIDI Input								✓			
Fwd. facing rotors in stop mode								✓		✓	✓
Tube Pre Amp (Solid State Power Amp)							✓	✓		✓	
All Tube Amplification	✓	✓	✓								
Rotary Channel		40W		80W 220W			80W 220W	50W		100W	no amp
Stationary Channel					80W 220W			150W	200W		

✓ Standard feature

For use with Hammond Organs, Electric Melodion, and Electric Guitars

	122A	122XB	147A	971	971 and 525	122XB and 525	3300	2101	21 System	G37	G27
XB-2, XK-2, XK-3, XK-3c		○		○			○	○	○		
XK-1							○	○	○		
906, 926, 935					○	○					
A-305, A-405, 910, 920					○	○					
XB-3M, XC-3M					○	○					
Portable B-3, Portable B3mk2		○		○			○	○	○		
New B-3/C-3, B3mk2, C3mk2		○		○							
XE-1, XE-2, XE-200, XT/XH					○	○		○	○		
Old Model B3, C3	* ○	○		○							
Old Model RT	* ○										
Old Model M Series	* ○		○								
Old Model L Series	* ○		○								
Hammond 44 (electric melodion)								○		○	○
Electric Guitar (acoustic/electric)							○			○	○

○ Best Leslie choice(s) for this Hammond product

* Hookup kit is required. Available at your Hammond / Leslie dealer.



Hammond Suzuki USA, Inc

**743 Annoreno Drive
Addison, IL 60101**

Phone: 1-888-ORGAN B3

Fax: 630-543-0279

www.hammondorganco.com